

ภาคผนวก จ

เอกสารแสดงการตรวจเทียบเครื่องมือ  
การติดตามตรวจสอบผลกระทบสิ่งแวดล้อม



## TE-5009X TSP/PM10 Calibration Worksheet

Date: 29 Feb 24 Temp (°C): 30  
Barometric pressure (mm Hg): 758

## Reference Standard Calibration

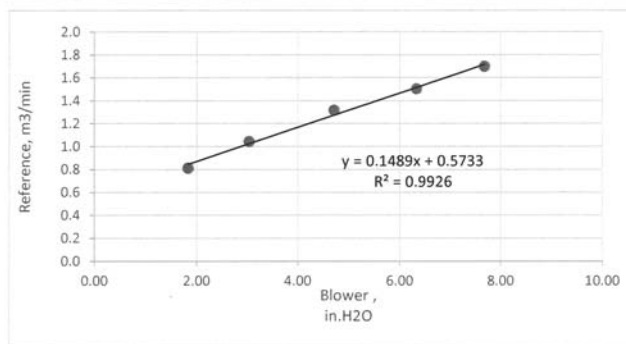
Equipment: Orifice  
Model No: TE-5025A  
Serial No: 4218  
Manufacturer: Tisch

## Unit Under Test

Equipment: High Volume Blower  
Model No: TE-5009X  
Serial No: BH-008

Calibrated by : Surachart I.

Test No.	Orifice (in.H2O)	Qstd (m3/min)	Blower (in.H2O)	Blower Correct (in.H2O)
1	12.84	1.70	7.75	7.68
2	10.04	1.51	6.39	6.33
3	7.66	1.32	4.76	4.71
4	4.78	1.05	3.07	3.04
5	2.85	0.81	1.85	1.83

Approved by : *Wittaya B.*

SECOT CO., LTD.

239 Rimklongprapa Rd. Bangsue, Bangkok, 10800, THAILAND

Tel: (662) 9593600 Fax: (662) 9593535

E-Mail: envserv@secot.co.th



## TE-5009X TSP/PM10 Calibration Worksheet

Date: 1 Mar 24 Temp (°C): 33  
Barometric pressure (mm Hg): 759

## Reference Standard Calibration

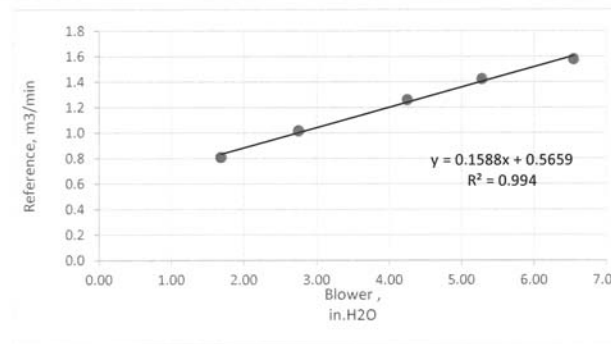
Equipment: Orifice  
Model No: TE-5025A  
Serial No: 4218  
Manufacturer: Tisch

## Unit Under Test

Equipment: High Volume Blower  
Model No: TE-5009X  
Serial No: BH-029

Calibrated by : Surachart I.

Test No.	Orifice (in.H2O)	Qstd (m3/min)	Blower (in.H2O)	Blower Correct (in.H2O)
1	11.15	1.58	6.64	6.55
2	9.05	1.42	5.36	5.29
3	7.05	1.26	4.31	4.25
4	4.56	1.02	2.79	2.75
5	2.85	0.81	1.71	1.69

Approved by : *Wittaya B.*

SECOT CO., LTD.

239 Rimklongprapa Rd. Bangsue, Bangkok, 10800, THAILAND

Tel: (662) 9593600 Fax: (662) 9593535

E-Mail: envserv@secot.co.th



## TE-5009X TSP/PM10 Calibration Worksheet

Date: 29 Feb 24

Temp (°C): 30

Barometric pressure (mm Hg): 758

## Reference Standard Calibration

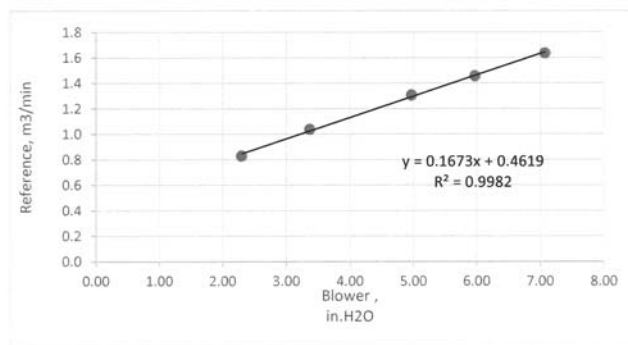
Equipment: Orifice  
 Model No: TE-5025A  
 Serial No: 4218  
 Manufacturer: Tisch

## Unit Under Test

Equipment: High Volume Blower  
 Model No: TE-5009X  
 Serial No: BH-031

Calibrated by : Surachart I.

Test No.	Orifice (in.H2O)	Qstd (m3/min)	Blower (in.H2O)	Blower Correct (in.H2O)
1	11.90	1.64	7.14	7.07
2	9.41	1.46	6.03	5.97
3	7.55	1.31	5.02	4.97
4	4.73	1.04	3.40	3.37
5	2.98	0.83	2.32	2.30

Approved by : *Wittaya K.*

SECOT CO., LTD.

239 Rimklongprapa Rd. Bangsue, Bangkok, 10800, THAILAND

Tel: (662) 9593600 Fax: (662) 9593535

E-Mail: envserv@secot.co.th



## TE-5009X TSP/PM10 Calibration Worksheet

Date: 29 Feb 24

Temp (°C): 34

Barometric pressure (mm Hg): 758

## Reference Standard Calibration

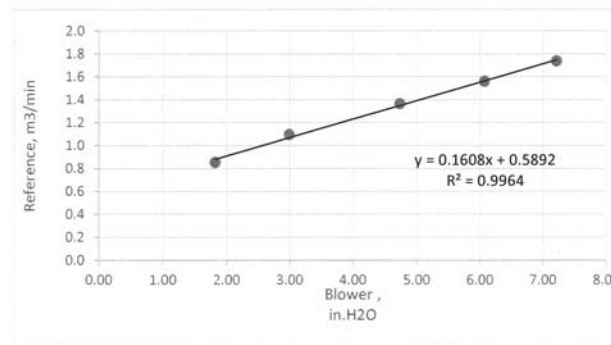
Equipment: Orifice  
 Model No: TE-5025A  
 Serial No: 4218  
 Manufacturer: Tisch

## Unit Under Test

Equipment: High Volume Blower  
 Model No: TE-5009X  
 Serial No: BH-017

Calibrated by : Surachart I.

Test No.	Orifice (in.H2O)	Qstd (m3/min)	Blower (in.H2O)	Blower Correct (in.H2O)
1	13.61	1.74	7.33	7.21
2	10.96	1.56	6.17	6.07
3	8.35	1.37	4.81	4.73
4	5.34	1.10	3.04	2.99
5	3.21	0.85	1.85	1.82

Approved by : *Wittaya K.*

SECOT CO., LTD.

239 Rimklongprapa Rd. Bangsue, Bangkok, 10800, THAILAND

Tel: (662) 9593600 Fax: (662) 9593535

E-Mail: envserv@secot.co.th



## TE-5009X TSP/PM10 Calibration Worksheet

Date: 29 Feb 24

Temp (°C): 30

Barometric pressure (mm Hg): 758

## Reference Standard Calibration

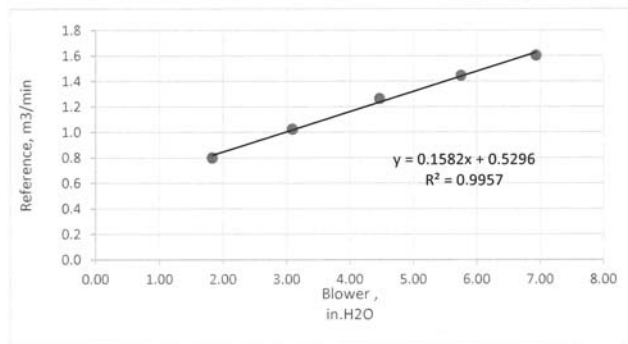
Equipment: Orifice  
 Model No: TE-5025A  
 Serial No: 4218  
 Manufacturer: Tisch

## Unit Under Test

Equipment: High Volume Blower  
 Model No: TE-5009X  
 Serial No: BH-019

Calibrated by : Surachart I.

Test No.	Orifice (in.H2O)	Qstd (m3/min)	Blower (in.H2O)	Blower Correct (in.H2O)
1	11.43	1.60	7.00	6.93
2	9.27	1.45	5.81	5.75
3	7.05	1.26	4.51	4.47
4	4.59	1.02	3.12	3.09
5	2.76	0.80	1.85	1.83



Approved by : Wittaya K.

SECOT CO., LTD.

239 Rimklongprapa Rd. Bangsue, Bangkok, 10800, THAILAND

Tel: (662) 9593600 Fax: (662) 9593535

E-Mail: envserv@secot.co.th



## TE-5009X TSP/PM10 Calibration Worksheet

Date: 1 Mar 24

Temp (°C): 28

Barometric pressure (mm Hg): 759

## Reference Standard Calibration

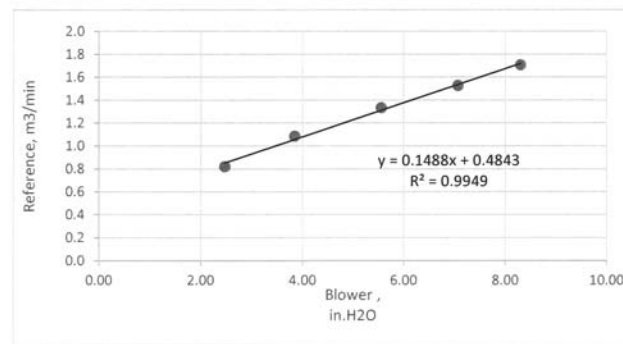
Equipment: Orifice  
 Model No: TE-5025A  
 Serial No: 4218  
 Manufacturer: Tisch

## Unit Under Test

Equipment: High Volume Blower  
 Model No: TE-5009X  
 Serial No: BH-006

Calibrated by : Surachart I.

Test No.	Orifice (in.H2O)	Qstd (m3/min)	Blower (in.H2O)	Blower Correct (in.H2O)
1	12.87	1.71	8.35	8.30
2	10.25	1.53	7.11	7.07
3	7.80	1.33	5.59	5.56
4	5.12	1.09	3.87	3.85
5	2.90	0.82	2.49	2.48



Approved by : Wittaya K.

SECOT CO., LTD.

239 Rimklongprapa Rd. Bangsue, Bangkok, 10800, THAILAND

Tel: (662) 9593600 Fax: (662) 9593535

E-Mail: envserv@secot.co.th



## TE-5009X TSP/PM10 Calibration Worksheet

Date:

1 Mar 24

Temp (°C):

27

Barometric pressure (mm Hg):

759

## Reference Standard Calibration

Equipment:

Orifice

Model No:

TE-5025A

Serial No:

4218

Manufacturer:

Tisch

## Unit Under Test

Equipment:

High Volume Blower

Model No:

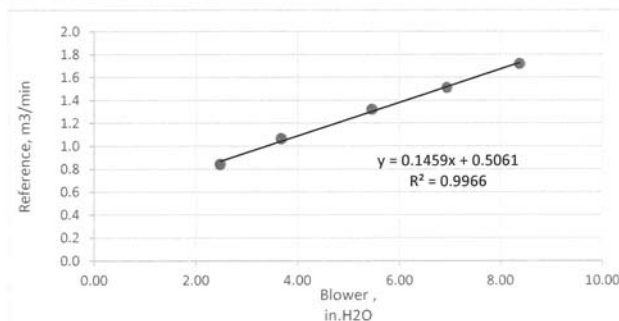
TE-5009X

Serial No:

BH-022

Calibrated by : Surachart I.

Test No.	Orifice (in.H2O)	Qstd (m3/min)	Blower (in.H2O)	Blower Correct (in.H2O)
1	13.00	1.72	8.41	8.38
2	10.02	1.51	6.97	6.94
3	7.63	1.32	5.48	5.46
4	4.92	1.07	3.70	3.69
5	3.04	0.84	2.49	2.48



Approved by :

Wittaya K.

SECOT CO., LTD.

239 Rimklongprapa Rd. Bangsue, Bangkok, 10800, THAILAND

Tel: (662) 9593600 Fax: (662) 9593535

E-Mail: envserv@secot.co.th



## TE-5009X TSP/PM10 Calibration Worksheet

Date:

1 Mar 24

Temp (°C):

28

Barometric pressure (mm Hg):

759

## Reference Standard Calibration

Equipment:

Orifice

Model No:

TE-5025A

Serial No:

4218

Manufacturer:

Tisch

## Unit Under Test

Equipment:

High Volume Blower

Model No:

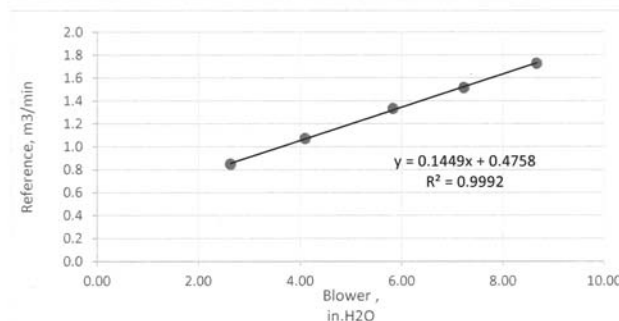
TE-5009X

Serial No:

BH-030

Calibrated by : Surachart I.

Test No.	Orifice (in.H2O)	Qstd (m3/min)	Blower (in.H2O)	Blower Correct (in.H2O)
1	13.17	1.73	8.71	8.66
2	10.10	1.52	7.27	7.23
3	7.80	1.33	5.86	5.83
4	5.01	1.07	4.12	4.10
5	3.10	0.85	2.65	2.64



Approved by :

Wittaya K.

SECOT CO., LTD.

239 Rimklongprapa Rd. Bangsue, Bangkok, 10800, THAILAND

Tel: (662) 9593600 Fax: (662) 9593535

E-Mail: envserv@secot.co.th



## CERTIFICATE OF ANALYSIS

### Grade of Product: EPA Protocol

Part Number: E04NI99E15AC084 Reference Number: 82-401409170-1  
Cylinder Number: EB0102326 Cylinder Volume: 144.4 CF  
Laboratory: 124 - Riverton (SAP) - NJ Cylinder Pressure: 2015 PSIG  
PGVP Number: B52019 Valve Outlet: 660  
Gas Code: CO,NO,NOX,SO2,BALN Certification Date: Feb 05, 2019

Expiration Date: Feb 05, 2027

Certification performed in accordance with "EPA Traceability Protocol for Assay and Certification of Gaseous Calibration Standards (May 2012)" document EPA 800/R-12/531, using the assay procedures listed. Analytical Methodology does not require correction for analytical interference. This cylinder has a total analytical uncertainty as stated below with a confidence level of 95%. There are no significant impurities which affect the use of this calibration mixture. All concentrations are on a volume/volume basis unless otherwise noted.

Do Not Use This Cylinder below 100 psig, i.e. 0.7 megapascals.

ANALYTICAL RESULTS					
Component	Requested Concentration	Actual Concentration	Protocol Method	Total Relative Uncertainty	Assay Dates
NOX	50.00 PPM	51.01 PPM	G1	+/- 0.9% NIST Traceable	01/28/2019, 02/05/2019
NITRIC OXIDE	50.00 PPM	50.86 PPM	G1	+/- 0.9% NIST Traceable	01/28/2019, 02/05/2019
SULFUR DIOXIDE	50.00 PPM	50.87 PPM	G1	+/- 1.0% NIST Traceable	01/28/2019, 02/05/2019
CARBON MONOXIDE	0.5000 %	0.5050 %	G1	+/- 0.7% NIST Traceable	01/31/2019
NITROGEN	Balance				

CALIBRATION STANDARDS					
Type	Lot ID	Cylinder No	Concentration	Uncertainty	Expiration Date
NTRM	13080206	CC401947	4950 PPM CARBON MONOXIDE/NITROGEN	+/- 0.4%	Feb 15, 2019
PRM	12367	APEX1099237	9.82 PPM NITROGEN DIOXIDE/AIR	+/- 2.0%	Jun 02, 2017
NTRM	12010724	KAL004497	50.03 PPM NITRIC OXIDE/NITROGEN	+/- 0.8%	Mar 12, 2024
GMIS	1114201601	CC506710	4.971 PPM NITROGEN DIOXIDE/NITROGEN	+/- 2.0%	Nov 14, 2019
NTRM	14010327	KAL004376	49.08 PPM SULFUR DIOXIDE/NITROGEN	+/- 1.0%	Apr 17, 2024

The SRM, PRM or RGM noted above is only in reference to the GMIS used in the assay and not part of the analysis.

ANALYTICAL EQUIPMENT		
Instrument/Make/Model	Analytical Principle	Last Multipoint Calibration
Siemens Ultramat 6 J3-599 COHIGH	NDIR	Jan 18, 2019
Nicolet 6700 APW1100391 NO	FTIR	Jan 10, 2019
Nicolet 6700 APW1100391 NO2	FTIR	Jan 10, 2019
Nicolet 6700 APW1100391 SO2	FTIR	Jan 10, 2019

Triad Data Available Upon Request

PERMANENT NOTES: PRODUCED IN ACCORDANCE WITH ISO17025 REQUIREMENTS

#### NOTES:

Gross Weight: 27806.3 grams

Net Weight: 4733.2 grams

This calibration std. has been certified in accordance with the May 2012 EPA Traceability Protocol, Document EPA-600/R-12/531. All testing processes and measurements conform to the requirements of ISO/IEC 17025 and to Airgas ISO 9001:2008 and relate only to items identified on this certificate. This document shall not be reproduced in full without written approval of the issuer.



TESTING CERT No. 3082.05

*[Signature]*  
Approved for Release



## CONTROL UNIT CALIBRATION

(Metric units, mm)

Date: 6 Jan 24

Initial Final Average  
Barometric press, Pb 759 759 759 mmHg

### Dry Gas Meter Data

Console No. M50-06

Serial No. 358794

Metering System ID

Model S110

DGM Number 917415

Correction factor (Yr) 1.0068

DGM Model MST-C2-1

Last Calibration Date 26 Oct 23

Calibrated by: Montri P.

Orifice manometer setting, ΔH mm H2O	Ref. DGM Volume V <sub>r</sub> Liters	DGM Volume V <sub>m</sub> Liters	Temperature (°C)				Time ⊙ min	DGM Correction factor (Y)	ΔH@ mm
			Ref DGM T <sub>r</sub>	Dry Gas Meter					
				Inlet T <sub>i</sub>	Outlet T <sub>o</sub>	Avg T <sub>m</sub>			
12.5	100.2	101.7	25	25	24	24.5	8.87	0.9901	44.4570
25.0	100.1	102.0	25	25	24	24.5	6.52	0.9854	48.0383
50.0	100.3	101.1	25	25	24	24.5	4.72	0.9935	50.1707
76.0	99.3	99.3	25	25	24	24.5	3.70	0.9987	47.9159
100.0	100.1	101.6	25	25	24	24.5	3.70	0.9816	49.8135
150.0	100.2	100.2	25	25	24	24.5	2.67	0.9919	48.1679

Average 0.9902 48.0939

Approved by: *[Signature]*

Sheet No. : CAL-M5007/01/24



## CONTROL UNIT CALIBRATION

(Metric units, mm)

Date 12 Jan 24

Initial Final Average  
Barometric press, Pb 758 758 758 mmHg

### Dry Gas Meter Data

Console No. M50-07

Metering System ID

DGM Number 90331

DGM Model MST-C2-1

Calibrated by Montri P.

### Reference Dry Gas Meter Data

Serial No. 358794

Model S110

Correction factor (Yr) 1.0068

Last Calibration Date 26 Oct 23

Orifice manometer setting, ΔH mm H2O	Ref. DGM Volume V <sub>r</sub> Liters	DGM Volume V <sub>m</sub> Liters	Temperature (°C)				Time ⊙ min	DGM Correction factor (Y)	ΔH@ mm
			Ref DGM T <sub>r</sub>	Dry Gas Meter					
				Inlet T <sub>i</sub>	Outlet T <sub>o</sub>	Avg T <sub>m</sub>			
12.5	100.0	100.6	25	25	24	24.5	9.72	0.9981	53.7523
25.0	100.2	100.2	25	25	24	24.5	6.48	1.0029	47.6709
50.0	100.0	100.8	25	25	24	24.5	4.77	0.9919	51.7327
76.0	100.2	100.9	25	25	24	24.5	3.90	0.9908	52.4606
100.0	100.1	99.6	25	25	24	24.5	3.90	1.0005	53.0627
150.0	100.2	98.9	25	25	24	24.5	2.82	1.0032	54.0289
Average								0.9979	52.1180

Approved by :

Sheet No. : CAL-PI-LL10-01/2024



## PITOT TUBE CALIBRATION

Calibration Location: SECOT

Calibration Duct No.: CD-0123

Calibration Standard Pitot tube data

Pitot No. : Std-02

Type S Pitot No. : LL10-01

Calibration Date : 09-01-2024

Coefficient (Cp) : 0.99

Calibrated by : Mr. Montri P.

### A Side Calibration

Run No.	ΔPstd (mm H <sub>2</sub> O)	ΔPs (mm H <sub>2</sub> O)	Cp(s)	Deviation, δ Cp(s) - Cp(A)
1	15.00	20.50	0.8468	0.0000
2	15.00	20.50	0.8468	0.0000
3	15.00	20.50	0.8468	0.0000

C<sub>P(A),avg</sub> 0.8468

### B Side Calibration

Run No.	ΔPstd (mm H <sub>2</sub> O)	ΔPs (mm H <sub>2</sub> O)	Cp(s)	Deviation, δ Cp(s) - Cp(B)
1	15.00	20.50	0.8468	0.0000
2	15.00	20.50	0.8468	0.0000
3	15.00	20.50	0.8468	0.0000

C<sub>P(B),avg</sub> 0.8468

| CP(A)-CP(B) | = 0.0000

C<sub>P(Avg)</sub> = 0.8468

Approved by :

\*\*\* δ must be ≤ 0.01 for the test to be acceptable \*\*\*  
\*\*\* | Cp(A)-Cp(B) | must also be < 0.01 if average of Cp(A) and Cp(B) is not used \*\*\*



## PITOT TUBE CALIBRATION

Calibration Location: SECOT

Calibration Date : 09-01-2024

Calibration Duct No.: CD-0123

Calibration Standard Pitot tube data

Pitot No. : Std-02

Coefficient (Cp) : 0.99

Type S Pitot No. : LL10-02

Calibrated by : Mr. Montri P.

## A Side Calibration

Run No.	$\Delta P_{std}$ (mm H <sub>2</sub> O)	$\Delta P_s$ (mm H <sub>2</sub> O)	Cp(s)	Deviation, $\delta$ Cp(s) - Cp(A)
1	15.00	20.50	0.8468	-0.0035
2	15.00	20.50	0.8468	-0.0035
3	15.00	20.00	0.8574	0.0070

 $C_{P(A),avg}$  0.8504

## B Side Calibration

Run No.	$\Delta P_{std}$ (mm H <sub>2</sub> O)	$\Delta P_s$ (mm H <sub>2</sub> O)	Cp(s)	Deviation, $\delta$ Cp(s) - Cp(B)
1	15.00	20.50	0.8468	0.0000
2	15.00	20.50	0.8468	0.0000
3	15.00	20.50	0.8468	0.0000

 $C_{P(B),avg}$  0.8468

| CP(A)-CP(B) | = 0.0035

 $C_{P(Avg)}$  = 0.8486Approved by : 

\*\*\*  $\delta$  must be  $\leq 0.01$  for the test to be acceptable \*\*\*  
 \*\*\* | Cp(A)-Cp(B) | must also be  $< 0.01$  if average of Cp(A) and Cp(B) is to be used \*\*\*



## PITOT TUBE CALIBRATION

Calibration Location: SECOT

Calibration Date : 09-01-2024

Calibration Duct No.: CD-0123

Calibration Standard Pitot tube data

Pitot No. : Std-02

Coefficient (Cp) : 0.99

Type S Pitot No. : PS20-01

Calibrated by : Mr. Montri P.

## A Side Calibration

Run No.	$\Delta P_{std}$ (mm H <sub>2</sub> O)	$\Delta P_s$ (mm H <sub>2</sub> O)	Cp(s)	Deviation, $\delta$ Cp(s) - Cp(A)
1	15.00	21.50	0.8269	-0.0065
2	15.00	21.00	0.8367	0.0033
3	15.00	21.00	0.8367	0.0033

 $C_{P(A),avg}$  0.8334

## B Side Calibration

Run No.	$\Delta P_{std}$ (mm H <sub>2</sub> O)	$\Delta P_s$ (mm H <sub>2</sub> O)	Cp(s)	Deviation, $\delta$ Cp(s) - Cp(B)
1	15.00	21.00	0.8367	0.0065
2	15.00	21.50	0.8269	-0.0033
3	15.00	21.50	0.8269	-0.0033

 $C_{P(B),avg}$  0.8302

| CP(A)-CP(B) | = 0.0033

 $C_{P(Avg)}$  = 0.8318Approved by : 

\*\*\*  $\delta$  must be  $\leq 0.01$  for the test to be acceptable \*\*\*  
 \*\*\* | Cp(A)-Cp(B) | must also be  $< 0.01$  if average of Cp(A) and Cp(B) is to be used \*\*\*



### Certificate Of Analysis

Special Gases Mixture

## Customer Details

Name: Secot Co., Ltd. Address: 239 Rimklongprapa Rd. Bangsue Khet Bangsue Bangkok 10800 Customer Tag No.:

## Certificate Details

Number: 0483/23 Date of Issue: 22-Feb-2023 Expiry date: 21-Feb-2027  
Material Details  
Production Order: 90176403 Material Code: 478100-J-62 Cylinder No.: 51108  
Gas content: 6.520 M<sup>3</sup> (nominal) Filling pressure: 145 bar (g) Valve: CGA 590 BRASS  
Cylinder Owner: LINDE Cylinder Material: STEEL Cylinder Size: 47 L

## Laboratory Report

Component	Normal Concentration	Analysis Result <sup>1</sup>	Uncertainty <sup>2</sup>	Method of Analysis <sup>3</sup>
Oxygen	8.00%	7.93%	± 2% relative	(1) SG-O-01
In Nitrogen				

## Recommend usage condition

Minimum utilization: 5% of actual content or before expiry date whichever comes first.  
Storage condition: Keep in well ventilation and secure area.

## Comments

## Note:

1. All results expressed in this report are on mole/mole basis, unless otherwise specified.
2. The reported expanded uncertainty is based on a standard uncertainty multiplied by a coverage factor k=2, providing a level of confidence of approximately 95%. The measurement of this material is traceable to the SI through the reference gas standard which is traceable to Swiss National Standard of Mass or other recognised national metrology institutes.
3. (1) Gas Chromatography, (2) Paramagnetic Oxygen Analyzer, (3) Electrochemical Oxygen Analyzer, (4) Electrochemical Moisture Analyzer, (5) Total Hydrocarbon Analyzer, (6) Other - Specified

Sukanya Parinyasontorn

Signatory for and on behalf of Linde (Thailand) Co., Ltd.

Page 1 of 1

This report shall not be reproduced except in full

PB-002/F004

Iss:K/2, 15 Oct 2021

## บริษัท ลินด์ (ประเทศไทย) จำกัด (มหาชน)

P.O. Box 15, Bangna Tower A, 2/3 Moo 14, Bangna Trd Km. 6.5 Road, Bangnae

Bangplee, Samutprakarn 10540, Tel (66) 2338-6100 Fax (66) 2338-6333

Wellgrow Plant: 105 Moo 5, T.Bangsamak, A.Bangpakong, Chachoengsao 24180

Thailand, Tel (66) 38.570-479-93 Fax (66) 38.570-323

## Linde (Thailand) Public Company Limited

P.O. Box 15, Bangna Tower A, 2/3 Moo 14, Bangna Trd Km. 6.5 Road, Bangnae

Bangplee, Samutprakarn 10540, Tel (66) 2338-6100 Fax (66) 2338-6333

Wellgrow Plant: 105 Moo 5, T.Bangsamak, A.Bangpakong, Chachoengsao 24180

Thailand, Tel (66) 38.570-479-93 Fax (66) 38.570-323

### Certificate Of Analysis

Special Gases Mixture

## Customer Details

Name: Secot Co., Ltd. Address: 239, Rimklongprapa Rd., Bangsue, Bangkok 10800 Customer Tag No.:

## Certificate Details

Number: 1393/24 Date of Issue: 24-May-2024 Expiry date: 24-May-2027  
Material Details  
Production Order: 90183672 Material Code: 436700-SK-34 Cylinder No.: A00987SK  
Gas content: 6.900 M<sup>3</sup> Filling pressure: 145 bar Valve: CGA 660 SS  
Cylinder Owner: LINDE Cylinder Material: Spectra seal Cylinder Size: 40 L

## Laboratory Report

Component	Nominal Concentration	Analysis Result <sup>1</sup>	Uncertainty <sup>2</sup>	Method of Analysis <sup>3</sup>	Assay Date
Nitric Oxide	80.0 ppm	79.0 ppm	± 1% relative	(6) I-PB-352	15 & 23-May-2024
Other NOx impurity		Less Than 3.9 ppm			
Carbon Monoxide	80.0 ppm	81.7 ppm	± 1% relative	(6) I-PB-352	15 & 23-May-2024
In Nitrogen					

## Reference Standard used in Assay

Reference Standard	Cylinder number	Concentration	Expiry date:
Carbon Monoxide	D619725	70.6 ± 0.2 ppm	20-Sep-2026
Nitric Oxide	D619725	70.6 ± 0.2 ppm	20-Sep-2026
In Nitrogen			

## Analytical Instruments used in Assay

Instrument/Make/Model	Analytical Principle	Last Multipoint Calibration
FTIR Spectrometers Nicolet iS50	FTIR-CO	7-May-2024
FTIR Spectrometers Nicolet iS50	FTIR-NO	7-May-2024

## Recommend usage condition

Minimum utilization: 5% of actual content or before expiry date whichever comes first.  
Storage condition: Keep in well ventilation and secure area.

## Comments

When reordering, please quote the material number

## Note:

1. All results expressed in this report are on mole/mole basis, unless otherwise specified. The Assay of this Standard has been performed in accordance with the EPA Traceability Protocol EPA-600/R-12/531 for the Assay and Certification of Gaseous Calibration Standards using procedure G1.
2. The reported expanded uncertainty is based on a standard uncertainty multiplied by a coverage factor k=2, providing a level of confidence of approximately 95%. The measurement of this material is traceable to the SI through the reference gas standard which is traceable to Swiss National Standard of Mass or other recognised national metrology institutes.
3. (1) Gas Chromatography, (2) Paramagnetic Oxygen Analyzer, (3) Electrochemical Oxygen Analyzer, (4) Electrochemical Moisture Analyzer, (5) Total Hydrocarbon Analyzer, (6) Other - Specified

Sukanya Parinyasontorn

Signatory for and on behalf of Linde (Thailand) Co., Ltd.

Page 1 of 1

This report shall not be reproduced except in full

PB-002/F006

Iss:M/1, 01 December 2023

## บริษัท ลินด์ (ประเทศไทย) จำกัด (มหาชน)

P.O. Box 15, Bangna Tower A, 2/3 Moo 14, Bangna Trd Km. 6.5 Road, Bangnae

Bangplee, Samutprakarn 10540, Tel (66) 2338-6100 Fax (66) 2338-6333

Wellgrow Plant: 105 Moo 5, T.Bangsamak, A.Bangpakong, Chachoengsao 24180

Thailand, Tel (66) 38.570-479-93 Fax (66) 38.570-323

## Linde (Thailand) Public Company Limited

P.O. Box 15, Bangna Tower A, 2/3 Moo 14, Bangna Trd Km. 6.5 Road, Bangnae

Bangplee, Samutprakarn 10540, Tel (66) 2338-6100 Fax (66) 2338-6333

Wellgrow Plant: 105 Moo 5, T.Bangsamak, A.Bangpakong, Chachoengsao 24180

Thailand, Tel (66) 38.570-479-93 Fax (66) 38.570-323

THE LINDE GROUP

Linde

Certificate of Analysis  
Special Gases Mixture

## Customer Details

Name: Secot Co., Ltd. Address: 239, Rimklongprapa Rd., Bangsue, Bangkok 10800 Customer Tag No.:

## Certificate Details

Number: 0273/22 Date of Issue: 4-Feb-2022 Expiry date: 4-Feb-2030  
 Material Details  
 Production Order: 90169723 Material Code: 445100-SK-44 Cylinder No.: D636047  
 Gas content: 5.52 M<sup>3</sup> Filling pressure: 145.0 bar Valve: CGA 660 SS  
 Cylinder Owner: LINDE Cylinder Material: Spectra seal Cylinder Size: 40 L

## Laboratory Report

## Analytical Result

Component	Normal Concentration	Analysis Result <sup>1</sup>	Uncertainty <sup>2</sup>	Method of Analysis <sup>3</sup>	Assay Date
Sulphur Dioxide In Nitrogen	80.0 ppm	81.0 ppm	± 1% relative	(6) I-PB-352	28-Jan & 4-Feb-22

## Reference Standard used in Assay

Reference Standard	Cylinder number	Concentration	Expiry date:
Sulphur Dioxide In Nitrogen	256240	52.73 ± 0.42 ppm	6-May-2023

## Analytical Instruments used in Assay

Instrument/Make/Model	Analytical Principle	Last Multipoint Calibration
FTIR Spectrometers Nicolet iS50	FTIR-SO2	10-Jan-2022

## Recommend usage condition

Minimum utilization: 5% of actual content or before expiry date whichever comes first.  
 Storage condition: Keep in well ventilation and secure area.

## Comments

When reordering, please quote the material number

## Note:

1. All results expressed in this report are on mole/mole basis, unless otherwise specified. The Assay of this standard has been performed in accordance with the EPA Traceability Protocol EPA-600/R-12/531 for the Assay and Certification of Gaseous Calibration Standards using procedure G1  
 2. The reported expanded uncertainty is based on a standard uncertainty multiplied by a coverage factor k=2, providing a level of confidence of approximately 95%. The measurement of this material is traceable to the SI through the reference gas standard which is traceable to Swiss National Standard of Mass or other recognised national metrology institutes.  
 3. (1) Gas Chromatography, (2) Paramagnetic Oxygen Analyzer, (3) Electrochemical Oxygen Analyzer, (4) Electrochemical Moisture Analyzer, (5) Total Hydrocarbon Analyzer, (6) Other - Specified

Page 1 of 1

This report shall not be reproduced except in full

บริษัท สนิท (ประเทศไทย) จำกัด (มหาชน)

เลขที่ใบอนุญาตเลขที่ 010753700785

ชั้น 15 อาคารทาวเวอร์ เอ 2/3 หมู่ 14 ถนนบางนา-ตราด กม. 6.5 ต.บางนา

อ.บางนาเขต อ.สมุทรปราการ 10540 โทรศัพท์ (66) 2338-6100 โทรสาร (66) 2338-6333

โรงงานผลิต: 105 หมู่ 5 ต.บางนาเขต อ.บางนาเขต อ.สมุทรปราการ 24180

โทรศัพท์ (66) 38.570-479-93

โทรสาร (66) 38.570-323

Sukanya Parinyasontorn

Signatory for and on behalf of Linde (Thailand) Co., Ltd.

Linde (Thailand) Public Company Limited

PLC Registration no. 010753700785

15<sup>th</sup> Floor, Bangna Tower A, 2/3 Moo 14, Bangna Trad Km. 6.5 Road, Bangkaew

Bangplee, Samutprakarn 10540, Tel (66) 2338-6100 Fax (66) 2338-6333

Wellgrow Plant: 105 Moo 5, T.Bangsamak, A.Bangpakong, Chachoengsao 24180

Thailand, Tel (66) 38.570-479-93

Fax (66) 38.570-323

PB-002/F006

Iss-K/2, 15 Oct 2021

Sheet No. :

CR-515-2024-334



## SOUND LEVEL METER CALIBRATION

Calibration Location:

SECOT

Calibration Date:

Nov 14, 24

## ACOUSTIC CALIBRATOR

Brand	Model	Serial No.	Frequency (Hz)	Ref. Calibrated (dB)	Eff. Calibrated (dB)
Cirrus	CR:515	94296	1000.00	94.0	93.7

No.	Brand	Model	Serial No.	Reading (dB)	dB Adjust
8	Cirrus	CR161B	G301329	93.7	0.0
14	Cirrus	CR162B	G300709	93.7	0.0
20	Cirrus	CR162B	G301014	93.7	0.0
27	Cirrus	CR162C	G301029	93.7	0.0

Calibrated by :

Approved by :

Preeda S.

CR-515-2024-334/Ca/28/11/2024

SECOT CO., LTD.  
 239 Rimklongprapa Rd., Bangsue, Bangkok, 10800, THAILAND  
 Tel: (662) 959-3600 Fax: (662) 959-3535  
 E-Mail: envserv@secot.co.th



THAILAND INSTITUTE OF SCIENTIFIC AND TECHNOLOGICAL RESEARCH (TISTR)

Mechanical Engineering Standards Laboratory Soi 1, Bangpoo Industrial Estate, Muang, Samutprakan 10280, Thailand.

Request No.23-67/0303

MTC.No.23-67/0303-02

Number of page(s) 2

## CALIBRATION CERTIFICATE

### Nomenclature : DRYCAL

Manufacturer : Mesa Labs

Serial No.: 160100

Model : Defender 520-L

Scale range : 5 ml/min to 500 ml/min

Subdivision : ( 0.001, 0.01 ) ml/min

### Submitted by : SECOT CO.,LTD.

239, Rimklongprapa Road, Bangsue,  
Bangkok 10800, Thailand.

Received date : 13 February 2024 Condition of measured item : Normal

Calibration date : 6 March 2024

### Standard :

Standard	Certificate No.	Date due	Traceability
RTD Thermometer	PSL-T 643/65	1-Jun-24	TISTR
Molbox/Pressure Transducer/UpStream	MP-0076-23	2-Apr-25	NIMT
Primary Flow Calibrator S/N 117982	MW-0034-23	11-Jun-25	NIMT

Calibrated by : *Terasak Panna*  
(Mr.Terasak Panna)

Approved by : *Kirana Luanghirun*  
(Ms.Kirana Luanghirun)

Director

Mechanical Engineering Standards Laboratory

Ref. 2013267021300639002

Issued Date 11 March 2024

The results relate only to the items tested/calibrated or value assigned.

Advertising the Report/Certificate and publicity of the results except in full are prohibited unless written permission is obtained from the governor of TISTR.

FM.BLMTC.002 Rev.4

Head Office  
35 Mu 3 Tambon Khlong Ha, Amphoe Khlong Luang,  
Changwat Pathumthani 12120, Thailand  
Tel. (66) 0 2577 9000  
Fax. (66) 0 2577 9009  
E-mail : rumpa@tistr.or.th Website:www.tistr.or.th

Office/Laboratory  
Soi 1C, Bangpoo Industrial Estate, Sukhumvit Road,  
Amphoe Muang, Changwat Samutprakan 10280, Thailand  
Tel. (66) 0 2323 1672-80 ext. 115, 116  
Fax. (66) 0 2323 9165  
E-mail : mtc@tistr.or.th

Office  
196 Phahonyothin Road, Chatuchak, Bangkok 10900,  
Thailand  
Tel. (66) 0 2579 1121-30 ext. 5219, 5225, 5217  
Fax. (66) 0 2579 8592  
E-mail : sumalee@tistr.or.th



THAILAND INSTITUTE OF SCIENTIFIC AND TECHNOLOGICAL RESEARCH (TISTR)

Mechanical Engineering Standards Laboratory Soi 1, Bangpoo Industrial Estate, Muang, Samutprakan 10280, Thailand.

Request No.23-67/0303

2/2

MTC.No.23-67/0303-02

Calibration point : (20, 50, 100, 200, 400) ml/min

Ambient condition : Temperature (  $23 \pm 3$  ) °C , Relative humidity (  $55 \pm 15$  ) %

Atmospheric pressure (  $1010 \pm 13$  ) hPa

Calibration method : The flowmeter (UUC) was calibrated by comparison method with  
standard flowmeter according to CP-370.01.

The reported value is the value that converted to value at reference condition  
within pressure and temperature of the actual gas entering the UUC

### Measurement data :

UUC Value (ml/min)	Standard Value (ml/min)	Temperature (°C)	Pressure (hPa)	Deviation (%)	Uncertainty (%)
19.854*	19.920	25.169	1006.69	-0.33	1.1
49.990	50.384	25.058	1006.80	-0.78	1.1
99.770	99.036	25.047	1006.89	+0.74	0.99
199.87	192.51	24.984	1007.03	+3.82	1.0
401.92	384.44	24.959	1007.30	+4.55	0.99

The reported expanded uncertainties are based on standard uncertainties multiplied by  
a coverage factor  $k=2$ , which provides a level of confidence of approximately 95%.

\* : The calibration point is not the scope of accreditation.

The end of calibration certificate.

TB.

The results relate only to the items tested/calibrated or value assigned.

Advertising the Report/Certificate and publicity of the results except in full are prohibited unless written permission is obtained from the governor of TISTR.

FM.BLMTC.002 Rev.4

Head Office  
35 Mu 3 Tambon Khlong Ha, Amphoe Khlong Luang,  
Changwat Pathumthani 12120, Thailand  
Tel. (66) 0 2577 9000  
Fax. (66) 0 2577 9009  
E-mail : rumpa@tistr.or.th Website:www.tistr.or.th

Office/Laboratory  
Soi 1C, Bangpoo Industrial Estate, Sukhumvit Road,  
Amphoe Muang, Changwat Samutprakan 10280, Thailand  
Tel. (66) 0 2323 1672-80 ext. 115, 116  
Fax. (66) 0 2323 9165  
E-mail : mtc@tistr.or.th

Office  
196 Phahonyothin Road, Chatuchak, Bangkok 10900,  
Thailand  
Tel. (66) 0 2579 1121-30 ext. 5219, 5225, 5217  
Fax. (66) 0 2579 8592  
E-mail : sumalee@tistr.or.th





THAILAND INSTITUTE OF SCIENTIFIC AND TECHNOLOGICAL RESEARCH (TISTR)

Mechanical Engineering Standards Laboratory Soi 1, Bangpoo Industrial Estate, Muang, Samutprakan 10280, Thailand.

Request No.23-67/0383

MTC.No.23-67/0383

Number of page(s) 2

## CALIBRATION CERTIFICATE

### Nomenclature : DRYCAL

Manufacturer : Mesa Labs

Serial No.: 114069

Model : Defender 520-H

Scale range : 300 ml/min to 30,000 ml/min

Subdivision : ( 0.0001, 0.001 ) L/min

### Submitted by : SECOT CO.,LTD.

239, Rimklongprapa Road, Bangsue,

Bangkok 10800, Thailand.

Received date : 2 April 2024

Condition of measured item : Normal

Calibration date : 7 May 2024

### Standard :

Standard	Certificate No.	Date due	Traceability
RTD Thermometer	PSL-T 643/65	1-Jun-24	TISTR
Molbox/Pressure Transducer/UpStream	MP-0076-23	2-Apr-25	NIMT
Primary Flow Calibrator S/N 119216	MW-0035-23	31-May-25	NIMT

Calibrated by : Terasak Panna

(Mr.Terasak Panna)

Approved by :

(Ms.Kirana Luanghirun)

Director

Mechanical Engineering Standards Laboratory

Ref. 20132670420197001

Issued Date 13 May 2024

The results relate only to the items tested/calibrated or value assigned.

Advertising the Report/Certificate and publicity of the results except in full are prohibited unless written permission is obtained from the governor of TISTR.

FM.BLMTC.002 Rev.4

#### Head Office

35 Mu 3 Tambon Khlong Ha, Amphoe Khlong Luang,  
Changwat Pathumthani 12120, Thailand  
Tel. (66) 0 2577 9000  
Fax. (66) 0 2577 9009  
E-mail : rumpai@tistr.or.th Website:www.tistr.or.th

#### Office/Laboratory

Soi 1C, Bangpoo Industrial Estate, Sukhumvit Road,  
Amphoe Muang, Changwat Samutprakan 10280, Thailand  
Tel. (66) 0 2323 1672-80 ext. 115, 116  
Fax. (66) 0 2323 9165  
E-mail : mtc@tistr.or.th

#### Office

196 Phahonyothin Road, Chatuchak, Bangkok 10900,  
Thailand  
Tel. (66) 0 2579 1121-30 ext. 5219, 5225, 5217  
Fax. (66) 0 2579 8592  
E-mail : sumalee@tistr.or.th



THAILAND INSTITUTE OF SCIENTIFIC AND TECHNOLOGICAL RESEARCH (TISTR)

Mechanical Engineering Standards Laboratory Soi 1, Bangpoo Industrial Estate, Muang, Samutprakan 10280, Thailand.

Request No.23-67/0383

2/2

MTC.No.23-67/0383

Calibration point : (1.5, 5.0, 10, 15, 25) L/min

Ambient condition : Temperature ( 23 ± 3 ) °C , Relative humidity ( 55 ± 15 ) %

Atmospheric pressure ( 1010±13 ) hPa

Calibration method : The flowmeter (UUC) was calibrated by comparison method with  
standard flowmeter according to CP-370.01.

The reported value is the value that converted to value at reference condition  
within pressure and temperature of the actual gas entering the UUC

### Measurement data :

UUC Value (L/min)	Standard Value (L/min)	Temperature (°C)	Pressure (hPa)	Deviation (%)	Uncertainty (%)
1.5116	1.4904	25.492	1007.32	+1.42	0.93
5.0284	4.9847	25.446	1007.65	+0.88	0.92
10.072	10.027	25.442	1008.43	+0.45	0.92
15.109	15.087	25.457	1009.62	+0.15	0.91
25.206	25.160	25.520	1013.18	+0.18	0.91

The reported expanded uncertainties are based on standard uncertainties multiplied by  
a coverage factor  $k=2$ , which provides a level of confidence of approximately 95%.

The end of calibration certificate.

Ts.

The results relate only to the items tested/calibrated or value assigned.

Advertising the Report/Certificate and publicity of the results except in full are prohibited unless written permission is obtained from the governor of TISTR.

FM.BLMTC.002 Rev.4

#### Head Office

35 Mu 3 Tambon Khlong Ha, Amphoe Khlong Luang,  
Changwat Pathumthani 12120, Thailand  
Tel. (66) 0 2577 9000  
Fax. (66) 0 2577 9009  
E-mail : rumpai@tistr.or.th Website:www.tistr.or.th

#### Office/Laboratory

Soi 1C, Bangpoo Industrial Estate, Sukhumvit Road,  
Amphoe Muang, Changwat Samutprakan 10280, Thailand  
Tel. (66) 0 2323 1672-80 ext. 115, 116  
Fax. (66) 0 2323 9165  
E-mail : mtc@tistr.or.th

#### Office

196 Phahonyothin Road, Chatuchak, Bangkok 10900,  
Thailand  
Tel. (66) 0 2579 1121-30 ext. 5219, 5225, 5217  
Fax. (66) 0 2579 8592  
E-mail : sumalee@tistr.or.th



## SOUND LEVEL METER CALIBRATION

Calibration Location: SECOT

Calibration Date: 02-12-2024

## ACOUSTIC CALIBRATOR

Brand	Model	Serial No.	Frequency (Hz)	Ref.Calibrated (dB)	Eff.Calibrated (dB)
Cirrus	CR:515	97097	1000.00	94	93.8

No.	Brand	Model	Serial No.	Reading (dB)	dB Adjust
1	SCARLET TECH	ST-21D	820722	93.8	0.0
2	SCARLET TECH	ST-21D	820725	93.8	0.0
3	SCARLET TECH	ST-21D	820728	93.8	0.0
4	SCARLET TECH	ST-21D	820729	93.8	0.0
5	SCARLET TECH	ST-21D	820727	93.8	0.0
6	SCARLET TECH	ST-21D	820731	93.8	0.0

Calibrated by : Approved by : 

## CERTIFICATE OF CALIBRATION

ISSUED BY Noisemeters

DATE OF ISSUE 26 March 2024

CERTIFICATE NUMBER 211259

NoiseMeters  
Acoustic House  
Bridlington Road  
Hunmanby  
YO14 0PH  
United Kingdom  
www.noisemeters.com

Page 1 of 2

Approved signatory  
N.Smith  
Electronically signed:

NoiseMeters

## doseBadge Reader : IEC 60942:2003

## Instrument information

Manufacturer: Cirrus Research plc

Notes:

Model: RC:110A

Serial number: 95167

Class: 2

## Test summary

Date of calibration: 25 March 2024

The doseBadge reader detailed above has been calibrated to the published data as described in the operating manual and in the half-inch configuration. The procedures and techniques used are as described in IEC60942\_2003 Annex B – Periodic Tests and three determinations of the sound pressure level, frequency and total distortion were made.

The sound pressure level was measured using a WS2F condenser microphone type MK:224 manufactured by Cirrus Research plc.

The results have been corrected to the reference pressure of 101.33 kPa using the manufacturer's data.

The doseBadge Reader has been shown to conform to the Class 2 requirements for periodic testing, described in Annex B of IEC 60942:2003 for the sound pressure level(s) and frequency(ies) stated, for the environmental conditions under which the tests were performed.

However, as public evidence was not available, from a testing organisation responsible for pattern approval, to demonstrate that the model of doseBadge Reader conformed to the requirements for pattern approval described in Annex A of IEC 60942:2003, no general statement or conclusion can be made about conformance of the doseBadge Reader to the requirements of IEC 60942:2003.

Notes:

This certificate provides traceability of measurement to the SI system of units and/or to units of measurement realised at the National Physical Laboratory or other recognised national metrology institutes. This certificate may not be reproduced other than in full, except with the prior written approval of the issuing laboratory. The results within this certificate relate only to the items calibrated. The reported expanded uncertainty is based on a standard uncertainty multiplied by a coverage factor  $k=2$ , providing a coverage probability of approximately 95%.



# CERTIFICATE OF CALIBRATION

Certificate Number:

211259

Page 2 of 2

## Environmental conditions

The following conditions were recorded at the time of the test:

**Before** Pressure: 99.26 kPa Temperature: 22.1 °C Humidity: 33.4 %  
**After** Pressure: 99.26 kPa Temperature: 22.1 °C Humidity: 34.6 %

## Test equipment

Equipment	Manufacturer	Model	Serial number
Distortion Meter	Keithley	2015	0839263
Acoustic Calibrator	Bruel and Kjaer	4231	2610257
Environmental Monitor	Comet	T7510	21962628

## Initial Acoustic Results

	Expected	Sample 1	Sample 2	Sample 3	Average	Deviation	Tolerance	Uncertainty
Level (dB)	114.00	113.41	113.54	113.55	113.50	-0.50	±0.75	0.11 dB
Distortion (%)	< 4.00	0.49	0.50	0.55	0.51	0.51	+4.00	0.13 %
Frequency (Hz)	1000.0	990.5	990.5	990.4	990.5	-9.5	±20.0	0.1 Hz

The measured quantities or deviations (as applicable), extended by the expanded combined uncertainty of measurement, must not exceed the corresponding tolerance.

## Adjusted Acoustic Results

	Expected	Sample 1	Sample 2	Sample 3	Average	Deviation	Tolerance	Uncertainty
Level (dB)	114.00	113.99	113.99	113.98	113.99	-0.01	±0.75	0.11 dB
Distortion (%)	< 4.00	0.42	0.41	0.41	0.42	0.42	+4.00	0.13 %
Frequency (Hz)	1000.0	990.3	990.4	990.3	990.4	-9.6	±20.0	0.1 Hz

## Functionality Results

Function	Result
Keypad	Pass
Battery Power	Pass
Display	Pass
Communication	Pass
2 way IR link	Pass
Clock	Pass

End of results

# CERTIFICATE OF CALIBRATION

ISSUED BY Noisemeters

DATE OF ISSUE 29 April 2024

CERTIFICATE NUMBER 213338

NoiseMeters

NoiseMeters  
Acoustic House  
Bridlington Road  
Hunmanby  
YO14 0PH  
United Kingdom  
www.noisemeters.com

Page 1 of 2

Approved signatory  
N.Smith  
Electronically signed:



## doseBadge Reader : IEC 60942:2003

### Instrument information

Manufacturer: Pulsar Instruments

Notes:

Model: Model 22R

Serial number: 79781

Class: 2

### Test summary

Date of calibration: 29 April 2024

The doseBadge reader detailed above has been calibrated to the published data as described in the operating manual and in the half-inch configuration. The procedures and techniques used are as described in IEC60942\_2003 Annex B – Periodic Tests and three determinations of the sound pressure level, frequency and total distortion were made.

The sound pressure level was measured using a WS2F condenser microphone type MK:224 manufactured by Cirrus Research plc.

The results have been corrected to the reference pressure of 101.33 kPa using the manufacturer's data.

The doseBadge Reader has been shown to conform to the Class 2 requirements for periodic testing, described in Annex B of IEC 60942:2003 for the sound pressure level(s) and frequency(ies) stated, for the environmental conditions under which the tests were performed.

However, as public evidence was not available, from a testing organisation responsible for pattern approval, to demonstrate that the model of doseBadge Reader conformed to the requirements for pattern evaluation described in Annex A of IEC 60942:2003, no general statement or conclusion can be made about conformance of the doseBadge Reader to the requirements of IEC 60942:2003.

Notes:

This certificate provides traceability of measurement to the SI system of units and/or to units of measurement realised at the National Physical Laboratory or other recognised national metrology institutes. This certificate may not be reproduced other than in full, except with the prior written approval of the issuing laboratory. The results within this certificate relate only to the items calibrated. The reported expanded uncertainty is based on a standard uncertainty multiplied by a coverage factor k=2, providing a coverage probability of approximately 95%.

# CERTIFICATE OF CALIBRATION

Certificate Number:

213338

Page 2 of 2

## Environmental conditions

The following conditions were recorded at the time of the test:

**Before** Pressure: 100.34 kPa Temperature: 22.4 °C Humidity: 38.5 %

**After** Pressure: 100.34 kPa Temperature: 22.7 °C Humidity: 36.3 %

## Test equipment

Equipment	Manufacturer	Model	Serial number
Distortion Meter	Keithley	2015	0839263
Acoustic Calibrator	Brüel and Kjær	4231	2610257
Environmental Monitor	Comet	T7510	21962628

## Initial Acoustic Results

	Expected	Sample 1	Sample 2	Sample 3	Average	Deviation	Tolerance	Uncertainty
Level (dB)	114.00	113.94	113.93	113.94	113.94	-0.06	±0.75	0.11 dB
Distortion (%)	< 4.00	0.49	0.49	0.49	0.49	0.49	+4.00	0.13 %
Frequency (Hz)	1000.0	998.9	998.9	998.9	998.9	-1.1	±20.0	0.1 Hz

The measured quantities or deviations (as applicable), extended by the expanded combined uncertainty of measurement, must not exceed the corresponding tolerance.

## Adjusted Acoustic Results

	Expected	Sample 1	Sample 2	Sample 3	Average	Deviation	Tolerance	Uncertainty
Level (dB)	114.00	114.01	113.98	113.98	113.99	-0.01	±0.75	0.11 dB
Distortion (%)	< 4.00	0.49	0.49	0.49	0.49	0.49	+4.00	0.13 %
Frequency (Hz)	1000.0	998.9	999.0	998.9	998.9	-1.1	±20.0	0.1 Hz

## Functionality Results

Function	Result
Keypad	Pass
Battery Power	Pass
Display	Pass
Communication	Pass
2 way IR link	Pass
Clock	Pass

End of results